

Dt.: 14th January 2015

1. Listing Department (Fax : 022-22723719 /22722037/
Bombay Stock Exchange Limited 22722041 /22722061/
Phiroze Jeejeebhoy Towers 22722039 /22658121)
Dalal Street, Mumbai 400001

2. Listing Department (Fax : 022-26598237/26598238)
National Stock Exchange of India Ltd.
Exchange Plaza, 5th Floor
Plot No. C/1, G Block,
Bandra-Kurla Complex
Bandra (East), Mumbai 400051

Subject: Shareholding Pattern for the Quarter ending 31st December, 2014.

Dear Sir(s),

Pursuant to Clause 35 of the Listing Agreement, please find enclosed herewith the Shareholding Pattern of the Company for the quarter ended 31st December, 2014.


Regards,

Yours truly,

(Handwritten Signature)
For Federal-Mogul Goetze (India) Limited

Khalid/Khan
Company Secretary


(Handwritten Initials)
Encl: As above



- CC: 1. National Securities Depository Limited
Trade Word, 4th Floor
Kamala Mills Compound
Senapati Bapat Marg
Lower Parel, Mumbai 400 013
2. Central Depository Services [India] Limited
Phiroze Jeejeebhoy Towers
28th Floor, Dalal Street
Mumbai 400 023


Introductory sub-table (I)(a)

Name of the Company: Federal-Mogul Goetze (India) Limited			
Scrip Code - BSE - 505744, NSE - FMGOETZE			
Name of the scrip - BSE - FED MOG GOE, NSE - Federal-Mogul Goetze (India) Limited			
Class of security: BSE - B, NSE - EQ			
Quarter ended: DECEMBER 31, 2014			
Partly paid-up shares:-			
	No. of partly paid-up shares	As a % of total no. of partly paid-up shares	As a % of total no. of shares of the company
Held by promoter/promoter group	0	0	0
Held by public	0	0	0
Total	0	0	0
Outstanding convertible securities:-			
	No. of outstanding securities	As a % of total no. of outstanding convertible securities	As a % of total no. of shares of the company, assuming full conversion of the convertible securities
Held by promoter/promoter group	0	0	0
Held by public	0	0	0
Total	0	0	0
Warrants:-			
	No. of warrants	As a % of total no. of warrants	As a % of total no. of shares of the company, assuming full conversion of warrants
Held by promoter/promoter group	0	0	0
Held by public	0	0	0
Total	0	0	0
Total paid-up capital of the company, assuming full conversion of warrants and convertible securities			
	55632130	0	100%

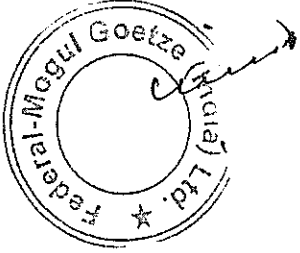


Statement Showing Shareholding Pattern

Category code	Category of Shareholder	Number of Shareholders	Table (I)(a)		Total shareholding as a percentage of total number of shares		Shares Pledged or otherwise encumbered	
			Total number of shares	Number of shares held in dematerialized form	As a percentage of(A+B) ¹	As a percentage of (A+B+C)	Number of shares	As a percentage
Quarter ended: DECEMBER 31, 2014	(II)	(III)	(IV)	(V)	(VI)	(VII)	(VIII)	(IX)= (VIII)/(IV)*100
(A)	Shareholding of Promoter and							
1	Indian							
(a)	Individuals/ Hindu Undivided Family	0	0	0	0.00	0.00	0	0.00
(b)	Central Government/ State Government(s)	0	0	0	0.00	0.00	0	0.00
(c)	Bodies Corporate	0	0	0	0.00	0.00	0	0.00
(d)	Financial Institutions/ Banks	0	0	0	0.00	0.00	0	0.00
(e)	Any Others(Specify)	0	0	0	0.00	0.00	0	0.00
	Sub Total(A)(1)	0	0	0	0.00	0.00	0	0.00
2	Foreign							
a	Individuals (Non-Residents Individuals/ Foreign Individuals)	0	0	0	0.00	0.00	0	0.00
b	Bodies Corporate	2	41715454	41715454	74.98	74.98	0	0.00
c	Institutions	0	0	0	0.00	0.00	0	0.00
d	Qualified Foreign Investor	0	0	0	0.00	0.00	0	0.00
e	Any Others(Specify)	0	0	0	0.00	0.00	0	0.00
	Sub Total(A)(2)	2	41715454	41715454	74.98	74.98	0	0.00
	Total Shareholding of Promoter and Promoter Group (A)= (A)(1)+(A)(2)	2	41715454	41715454	74.98	74.98	0	0.00
(B)	Public shareholding							
1	Institutions							
(a)	Mutual Funds/ UTI	9	5505966	5504116	9.90	9.90	0	0.00
(b)	Financial Institutions/ Banks	13	3100	1328	0.01	0.01	0	0.00
(c)	Central Government/ State Government(s)	0	0	0	0.00	0.00	0	0.00
(d)	Venture Capital Funds	0	0	0	0.00	0.00	0	0.00
(e)	Insurance Companies	4	1869816	1869766	3.36	3.36	276	0.01
(f)	Foreign Institutional Investors	11	107424	106374	0.19	0.19	0	0.00
(g)	Foreign Venture Capital Investors	0	0	0	0.00	0.00	0	0.00
(h)	Qualified Foreign Investor	0	0	0	0.00	0.00	0	0.00
(i)	Foreign Portfolio Investors (Corporate)	1	30349	30349	0.05	0.05	0	0.00
	Sub-Total (B)(1)	38	7516655	7511933	13.51	13.51	276	0.00
B 2	Non-institutions							
(a)	Bodies Corporate	349	355140	348997	0.64	0.64	59471	16.75
(b)	Individuals							
I	Individuals -i. Individual shareholders holding nominal share capital up to Rs 1 lakh	17314	2245722	1724592	4.04	4.04	22275	0.99
II	ii. Individual shareholders holding nominal share capital in excess of Rs. 1 lakh.	14	3793299	3793299	6.82	6.82		
(c)	Qualified Foreign Investor	0	0	0	0.00	0.00		
(d)	Trust	5	5860	5860	0.01	0.01		
	Sub-Total (B)(2)	17682	6400021	5872748	11.50	11.50		
(B)	Total Public Shareholding (B)= (B)(1)+(B)(2)	17720	13916676	13384681	25.02	25.02		
	TOTAL (A)+(B)	17722	55632130	55100135	100.00	100.00		
(C)	Shares held by Custodians and against which Depository Receipts have been issued							
1	Promoter and Promoter Group					0.00		0.00
2	Public					0.00		

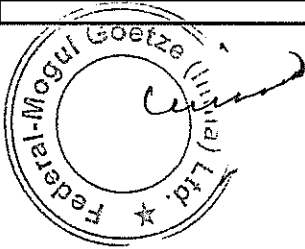


Sub-Total (C)	0	0	0	0	0		
GRAND TOTAL (A)+(B)+(C)	17722	55632130	55100135	100.00	81746	0.15	




(I)(c)(i) Statement showing holding of securities (including shares, warrants, convertible securities) of persons belonging to the category "Public" and holding more than 1% of the total number of shares

Sr. No.	Name of the shareholder	Number of shares held	Shares as a percentage of total number of shares {i.e., Grand Total (A)+(B)+(C) indicated in Statement at para (I)(a) above}	Details of warrants		Details of convertible securities		Total shares (including underlying shares assuming full conversion of warrants and convertible securities) as a % of diluted share capital
				Number of warrants held	As a % total number of warrants of the same class	Number of convertible securities held	% w.r.t total number of convertible securities of the same class	
1	Reliance Capital Trustee Co. Ltd A/c Reliance Monthly Income Plan	1445107	2.60	0	0	0	0	0
2	Reliance Capital Trustee Co. Ltd. - A/c RelianceTax Saver (ELSS) Fund	2949739	5.30	0	0	0	0	0
3	Reliance Capital Trustee Co. Ltd. - A/c Reliance Vision Fund	909000	1.63	0	0	0	0	0
4	Bhavook Tripathi	2361481	4.24	0	0	0	0	0
5	Life Insurance Corporation of India	1129741	2.03	0	0	0	0	0
6	K Mohan	754000	1.36	0	0	0	0	0
TOTAL		9549068	17.16	0	0	0	0	0




(I)(c)(ii) Statement showing holding of securities (including shares, warrants, convertible securities) of persons (together with PAC) belonging to the category "Public" and holding more than 5% of the total number of shares of the company

Sr. No.	Name(s) of the shareholder(s) and the Persons Acting in Concert (PAC) with them	Number of shares	Shares as a percentage of total number of shares {i.e., Grand Total (A)+(B)+(C) indicated in Statement at para (I)(a) above}	Details of warrants		Details of convertible securities		Total shares (including underlying shares assuming full conversion of warrants and convertible securities) as a % of diluted share capital
				Number of warrants	As a % total number of warrants of the same class	Number of convertible securities held	% w.r.t total number of convertible securities of the same class	
1	Reliance Capital Trustee Co. Ltd. - A/c Reliance Tax Saver (ELSS) Fund	2949739	5.30	0	0	0	0	0




(I)(d) Statement showing details of locked-in shares

Sr. No.	Name of the shareholder	Number of locked-in shares	Locked-in shares as a percentage of total number of shares (i.e., Grand Total (A)+(B)+(C) indicated in Statement at para (I)(a) above)
1			
: DECEMBER 31, 2014			
3	NOT APPLICABLE		
4			
5			
6			
7			
8			
9			
TOTAL		0	0.00




(II)(a) Statement showing details of Depository Receipts (DRs)

Sr. No.	Type of outstanding DR (ADRs, GDRs, SDRs, etc.)	Number of outstanding DRs	Number of shares underlying outstanding DRs	Shares underlying outstanding DRs as a percentage of total number of shares {i.e., Grand Total (A)+(B)+(C) indicated in Statement at para (I)(a) above}
2				
3	NOT APPLICABLE			
4				
5				
6				
7				
8				
9				
TOTAL		0	0	0.00



(II)(b) Statement showing holding of Depository Receipts (DRs), where underlying shares held by "promoter/promoter group" are in excess of 1% of the total number of shares

Sr. No.	Name of the DR Holder	Type of outstanding DR (ADRs, GDRs, SDRs, etc.)	Number of shares underlying outstanding DRs	Shares underlying outstanding DRs as a percentage of total number of shares {i.e., Grand Total (A)+(B)+(C) indicated in Statement at para (I)(a) above}
: DECEMBER 31, 2014				
2	NOT APPLICABLE			
3				
4				
5				
6				
7				
8				
9				
TOTAL			0	G.00



11

C

C